

COMPRESSION PACK

The Compression Pack™ is a sheathed, aerogel insulation system designed specifically for subsea pipe-in-pipe flow lines that operate at temperatures between -200°C to 200°C / -325°F to 390°F.

THE SYSTEM

Compression Pack: The aerogel insulation is sealed in a vacuum pack that comes attached to an aluminized, high-density polyethylene sheath. Installers wrap the inner pipe in the Compression Pack, and secure it in place by engaging the fasteners. Once in place, the Compression Pack can be activated by penetrating the vacuum package. This allows the aerogel insulation to expand, filling any remaining air space between the pipe and the sheath.

Sheath: The sheath is an aluminized, high-density polyethylene with an emissivity of less than 0.05. Each sheath is manufactured with the snap fastener system to ensure that installation proceeds quickly and efficiently.

BENEFITS

Customizable

The width and insulation thickness of each Compression Pack can be customized to meet the precise u-value the application requires and to accommodate the unique spacing of the centralizers. See Available Forms and Sizes for more information.

Time-saving

The Compression Pack's integrated jacketing and snap-fastener system simplifies installation by creating a tight OD tolerance (± 1 mm) and a consistent insulation surface to prevent snagging and facilitate trouble-free sleeving. The system does not require tape or additional components for installation which can improve efficiency and reduce jobsite waste.


Ultra-low Conductivity

The aerogel technology used in the Compression Pack is manufactured with a proprietary production process that maximizes the insulating performance and consistently produces a high-quality, reliable product.

APPLICATIONS

Pipe-in-pipe System Flow Lines: The Compression Pack is an ideal system for pipe-in-pipe flow lines for high-temperature and cryogenic applications.

When paired with Thermal Wrap, InsulThin SS, and Weld Wrap, the Compression Pack forms a complete system that can make pipe-in-pipe insulation installation on high-temperature applications more efficient.



AVAILABLE FORMS AND SIZES

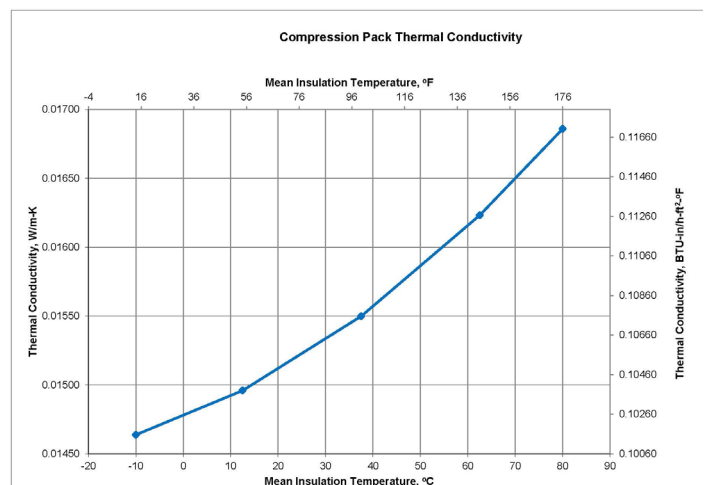
Standard Width (custom): 100 mm to 550 mm

Standard Pipe Size: 5" - 16 (alternate available upon request)

Insulation Thickness (custom): 10.0 mm + in 0.1 mm increments

THERMAL CONDUCTIVITY

Temp °C	Temp °F	°K • m ² /W	°F • ft ² • hr/BTU
-10	14	0.01464	0.1016
12.5	55	0.01496	0.1038
37.5	100	0.01550	0.1075
62.5	145	0.01623	0.1126
80	176	0.01686	0.1170



COMPRESSION PACK™

AEROGEL PIPE-IN-PIPE INSULATION

PRODUCT DATA SHEET

SPECIFICATION COMPLIANCE

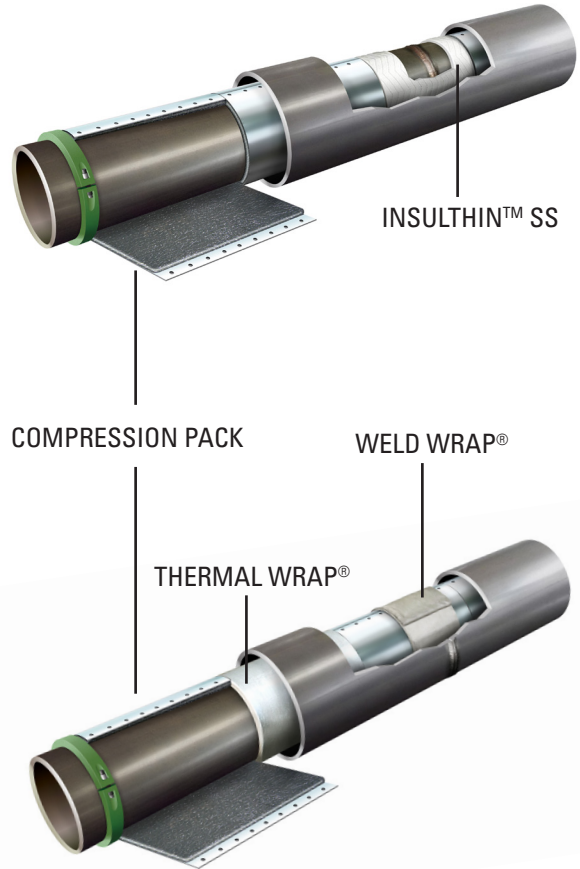
ASTM C1728	Aerogel blanket standard
ASTM C411	Pass
ASTM C1511	0.9% water retention
ASTM C1104	1.1% Water vapor sorption
ASTM C1101	Flexible
Core Density	100 kg/m3 (6.2lb/ft3)

PRODUCT CERTIFICATION

When ordering material to comply with any government specification or any other listed specification, a statement of that fact must appear on the purchase order. Government regulations and other listed specifications require specific lot testing, and prohibit the certification of compliance after shipment has been made. There may be additional charges associated with specification compliance testing. Please refer to IND-CSP-3 for Certification Procedures and Charges. Call customer service (800-866-3234 x 3) for more information.

QUALITY STATEMENT

Industrial Insulation Group products are designed, manufactured and tested to strict quality standards in our own facilities. This along with third party auditing is your assurance that this product delivers consistent high quality.



717 17th St.
Denver, CO 80202
800-866-3234 x 3
www.jm.com/industrial

Technical specifications as shown in this literature are intended to be used as general guidelines only. Please refer to the Safety Data Sheet and product label prior to using this product. The physical and chemical properties of the Compression Pack listed herein represent typical, average values obtained in accordance with accepted test methods and are subject to normal manufacturing variations. They are supplied as a technical service and are subject to change without notice. Any references to numerical flame spread or smoke developed ratings are not intended to reflect hazards presented by these or any other materials under actual fire conditions. Check with the Regional Sales Office nearest you for current information.

All Johns Manville products are sold subject to Johns Manville's standard Terms and Conditions, which includes a Limited Warranty and Limitation of Remedy. For a copy of the Johns Manville standard Terms and Conditions or for information on other Johns Manville thermal insulation and systems, visit www2.jm.com/terms-conditions or call (800)654-3103.